



E-Mail: nationalbgudiaautonomous@gmail.com

☎ 080-26674441

THE NATIONAL COLLEGE BASAVANAGUDI, BENGALURU- 04
AUTONOMOUS

Website: www.ncbgudi.com



Report of Feedback Analysis (2019-2020) Student Satisfaction Survey

Introduction:

The National College-Autonomous, Basavanagudi, Bengaluru, aims to offer the best possible environment and learning experience to encourage students to perform to their full potential for academic achievement. Students, Teachers Alumni and Employers play an important role in the evaluation, development and enhancement of the quality of this learning experience. The National College collects the feedback on various Teaching-Learning aspects from different stakeholders such as the Students, Parents, Alumni, Teachers and Employers. The feedback collected from the individuals has been analysed and taken to the consideration for the development of Teaching-Learning environment.

Students' Feedback Report

The Students' Feedback on Teaching-Learning at The National College-Autonomous, Basavanagudi, Bengaluru campus is designed to get decisive feedback from Students that can be used towards the improvements in the quality of Teaching-Learning environment. For the academic year 2019-2020, Students' feedback is sought from around 1113 Students about the Teaching-Learning environment. The Students given their responses for the following Questionnaire:

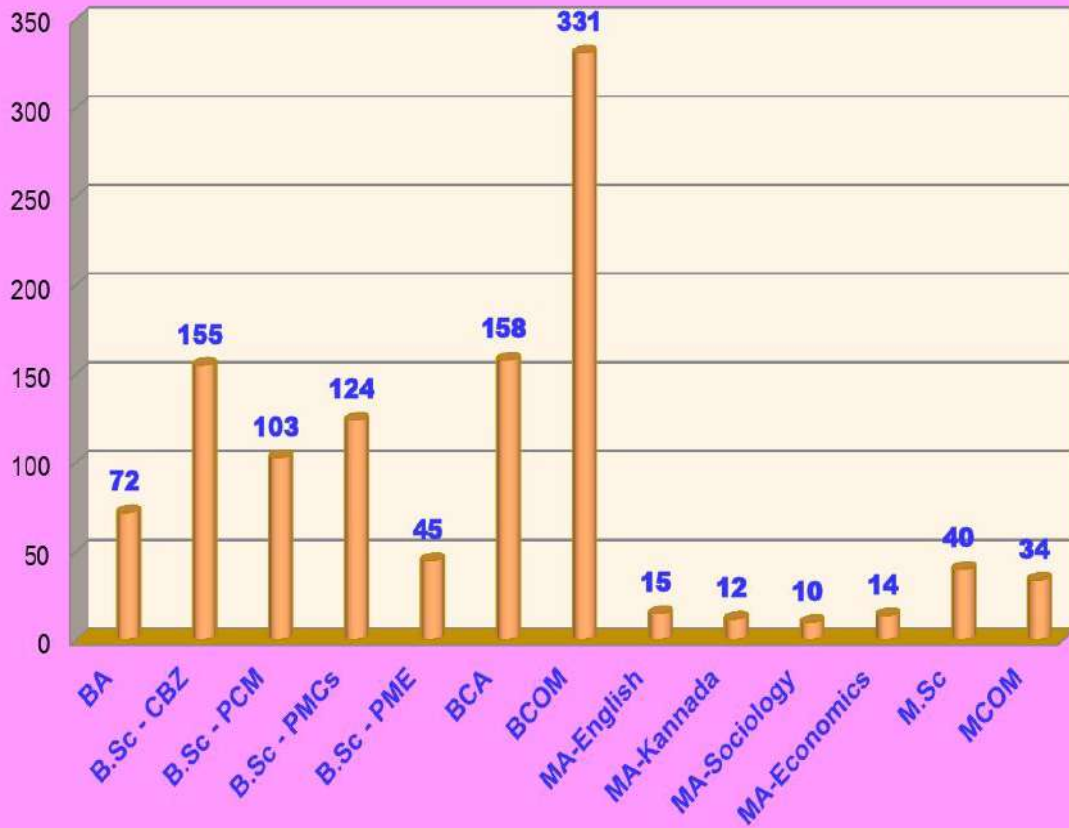
Question Number	Teaching-Learning Environment Questionnaire
1.	The percentage of syllabus completed in the class
2.	Did the teachers come well prepared for the class?
3.	How well were the teachers able to communicate?
4.	The teacher's approach to teaching can best be described as .
5.	The internal evaluation process is fair.
6.	Was your performance in assignments discussed with you?
7.	The institute takes active interest in promoting internship, student exchange, field visit opportunities for students.
8.	The teaching and mentoring process in your institution enables you with cognitive, social and emotional growth.
9.	The institution provides multiple opportunities to learn and grow.
10.	Teachers inform you about your subject and language competencies, course outcomes and programme outcomes.
11.	Your mentor does a necessary follow-up with an assigned task to you.
12.	The teachers illustrate the concepts through examples and applications.
13.	The teachers identify your strengths and encourage you by providing challenging exercises/ you with graded exercises.
14.	Teachers are able to identify your weaknesses and help you to overcome them.

15.	As a student, you were a part of monitoring and reviewing the quality of teaching-learning process
16.	The teachers use Learner centric methods, such as experiential learning, participative learning and problem solving methodologies for enhancing learning experiences.
17.	Teachers encourage you to participate in extracurricular activities.
18.	Teachers make continuous effort to equip you soft skills, life skills and employability skills .
19.	What percentage of teachers use ICT tools such as LCD projector, Multimedia, etc. while teaching?
20.	20. The teachers encourage you to refer journals, articles and magazines available in the Library.
21.	The library is well resourced to meet your academic references.
22.	The Library hour allotted in the timetable is sufficient for your additional references.
23.	The overall quality of teaching-learning process in your institute has contributed to your personality and growth in education.

The National College Basavanagudi, Bengaluru - 4 Students Satisfaction Survey Report 2019-20

Sl No.	Programme	Response
1	BA	72
2	B.Sc - CBZ	155
3	B.Sc - PCM	103
4	B.Sc - PMCs	124
5	B.Sc - PME	45
6	BCA	158
7	BCOM	331
8	MA-English	15
9	MA-Kannada	12
10	MA-Sociology	10
11	MA-Economics	14
12	M.Sc	40
13	MCOM	34
	Total	1113

Students Feedback Responses



1. The percentage of syllabus completed in the class



2. Did the teachers come well prepared for the class?



3. How well were the teachers able to communicate?



4. The teacher's approach to teaching can best be described as



5. The internal evaluation process is fair



6. Was your performance in assignments discussed with you?



7. The institute takes active interest in promoting internship, student exchange, field visit opportunities for students.



■ Excellent ■ Very Good ■ Good ■ Bad ■ Poor

8. The teaching and mentoring process in your institution enables you with cognitive, social and emotional growth



■ Excellent ■ Very Good ■ Good ■ Bad ■ Poor

9. The institution provides multiple opportunities to learn and grow.



■ Excellent ■ Very Good ■ Good ■ Bad ■ Poor

10. Teachers inform you about your subject and language competencies, course outcomes and programme outcomes



■ Excellent ■ Very Good ■ Good ■ Bad ■ Poor

11. Your mentor does a necessary follow-up with an assigned task to you



■ Excellent ■ Very Good ■ Good ■ Bad ■ Poor

12. The teachers illustrate the concepts through examples and applications.



■ Excellent ■ Very Good ■ Good ■ Bad ■ Poor

13. The teachers identify your strengths and encourage you by providing challenging exercises/ you with graded exercises



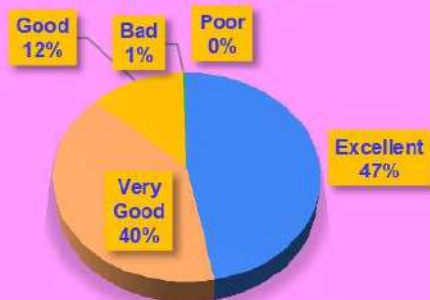
■ Excellent ■ Very Good ■ Good ■ Bad ■ Poor

14. Teachers are able to identify your weaknesses and help you to overcome them.



■ Excellent ■ Very Good ■ Good ■ Bad ■ Poor

15. As a student, you were a part of monitoring and reviewing the quality of teaching-learning process



■ Excellent ■ Very Good ■ Good ■ Bad ■ Poor

16. The teachers use Learner centric methods, such as experiential learning, participative learning and problem solving methodologies for enhancing learning experiences.



■ Excellent ■ Very Good ■ Good ■ Bad ■ Poor

17. Teachers encourage you to participate in extracurricular activities.

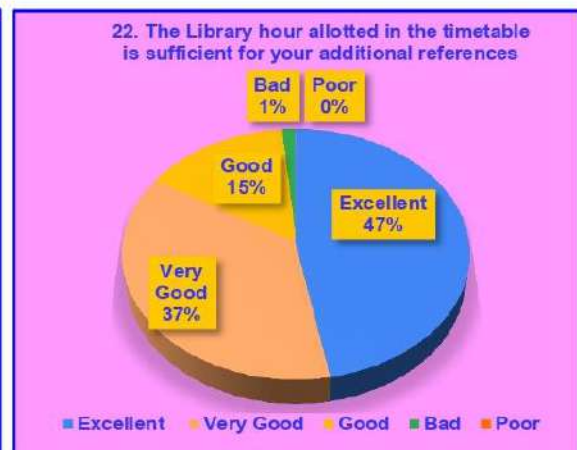
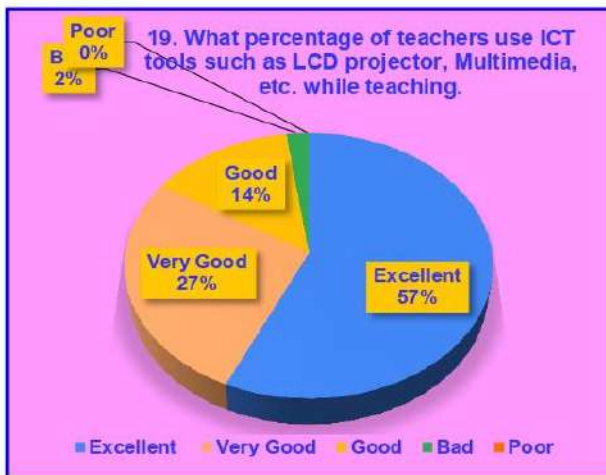


■ Excellent ■ Very Good ■ Good ■ Bad ■ Poor

18. Teachers make continuous effort to equip you soft skills, life skills and employability skills



■ Excellent ■ Very Good ■ Good ■ Bad ■ Poor



Students Satisfaction Survey Responses 2019-20

Question	Excellent	Very Good	Good	Bad	Poor
1	530	405	173	5	0
2	416	600	86	11	0
3	450	473	172	18	0
4	435	397	272	9	0
5	479	379	245	10	0
6	566	348	194	5	0
7	588	321	191	13	0
8	557	334	208	14	0
9	430	438	234	11	0
10	515	375	216	7	0
11	542	366	199	6	0
12	551	361	196	5	0
13	558	320	214	21	0
14	594	350	161	8	0
15	523	445	139	6	0
16	474	398	225	16	0
17	563	362	181	7	0
18	514	398	191	10	0
19	632	303	154	24	0
20	533	386	188	6	0
21	573	364	161	15	0
22	524	408	165	16	0
23	484	429	187	13	0

Students Satisfaction Survey Analysis 2019-20

Question	Mean	Median	Standard	Minimum	Maximun
1	3.31	3	0.74	1	4
2	3.28	3	0.64	1	4
3	3.22	3	0.76	1	4
4	3.13	4	0.81	1	4
5	3.19	3	0.81	1	4
6	3.33	4	0.77	1	4
7	3.33	4	0.80	1	4
8	3.29	4	0.81	1	4
9	3.16	3	0.78	1	4
10	3.26	3	0.79	1	4
11	3.30	3	0.77	1	4
12	3.31	3	0.77	1	4
13	3.27	4	0.83	1	4
14	3.37	4	0.75	1	4
15	3.33	3	0.71	1	4
16	3.19	3	0.81	1	4
17	3.33	4	0.76	1	4
18	3.27	3	0.77	1	4
19	3.39	4	0.80	1	4
20	3.30	3	0.76	1	4
21	3.34	4	0.77	1	4
22	3.29	3	0.77	1	4
23	3.24	3	0.77	1	4

Overall Students Satisfaction Survey Responses



Majority of the Students' (47%) agreed that the Teaching-Learning environment is Excellent. Around 35% of the Students' agreed that the Teaching-Learning aidS provided in the college is very Good. It is observed that 17% of the respondents agreed that the Teaching-Learning systems are Good. The Students feedback revealed that 1% of them agreed Bad and none of them agreed Poor.

The Feedback report will be placed before the academic council and governing body for continuous improvement in the areas where the questions are underperforming.

